

Standard - 1.1.3.D: Demonstrate comprehension / understanding before reading, during reading, and after reading on grade level texts through strategies such as retelling, summarizing, note taking, connecting to prior knowledge, supporting assertions about text with evidence from text, and non-linguistic representations.

Assessment Anchor - R3.A.1: Understand fiction appropriate to grade level.

**R3.A.1.3:** Make inferences and draw conclusions based on text.

**R3.A.1.4:** Identify and explain the main ideas and relevant details

**R3.A.1.5:** Summarize a fictional text as a whole.

Standard - 1.3.3.C: Identify literary elements (characters, setting, and plot) in selected readings

Assessment Anchor - R3.B.1: Understand components within and between texts.

**R3.B.1.1.1:**

Identify, explain, interpret, compare, and/or describe components of fiction and literary nonfiction.

Character (may also be called narrator, speaker, subject of a biography):

Identify, explain, interpret, compare, and/or describe character actions, motives, dialogue, emotions/feelings, traits, and relationships among characters within fictional or literary nonfictional text.

Identify, explain, interpret, compare, and/or describe the relationship between characters and other components of text.

Setting:

Identify, explain, interpret, compare, and/or describe the setting (when or where a story or personal narrative takes place);

Plot (may also be called action):

Identify, explain, interpret, compare, and/or describe elements of the plot (conflict/problem, sequence of events, cause and effect relationships in the plot, how the problem was solved).

Note: Items may use the terms event or solution. Items will not use the word plot. Items will ask what happened first, next, last, etc.



name: \_\_\_\_\_

Directions: Please fill in the following information





### Story Map

Title: \_\_\_\_\_

Author: \_\_\_\_\_

Setting: When and Where








	_____	
	_____	

Characters:

_____	_____	_____
_____	_____	_____
_____	_____	_____

At the end of the story Thumbelina's name is changed to \_\_\_\_\_

		_____	
		_____	

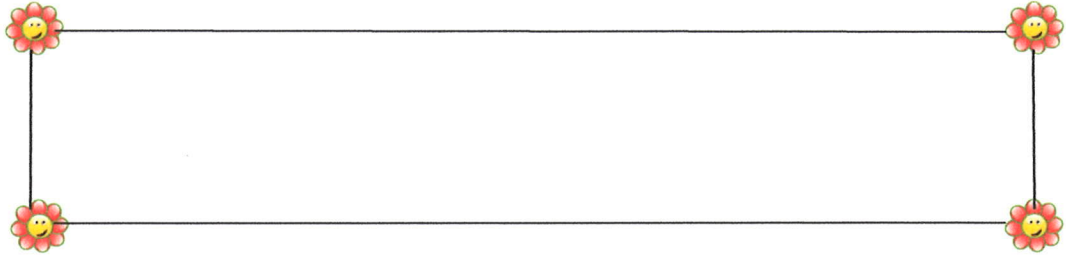
Event 1:	
Event 2:	
Event 3:	



name: \_\_\_\_\_

Event 4:	
----------	--

Solution:



name: Alicia Nelson

Directions: Please fill in the following information

### Story Map

Title: "Thumbelina"

Author: Hans Christian Anderson

Setting: When and Where



In nature with the Sun, flowers, and small animals.

Characters:

Witch      Thumbelina      Beetle

Toad      Field Mouse      Old Mole

Swallow (Bird)      Tiny Man with Golden Crown

At the end of the story Thumbelina's name is changed to Maia

**Problem:**

Animals want to marry Thumbelina because of her beauty, but Thumbelina does not want to marry them.  
(Old mole - Toad)

Event 1:	The toad wants Thumbelina to marry her son, but Thumbelina doesn't want to marry a frog.
Event 2:	Field mouse says Thumbelina can live with her if she does the work in the house all winter. (where she meets the old mole)
Event 3:	Thinks the swallow is dead, makes it a blanket, nurses it back to health. Same bird she always heard singing beautifully outside

name: \_\_\_\_\_

Event 4:	Got new clothes and is supposed to marry the old mole. Thumbelina doesn't want to marry the mole and live the rest of her life in darkness away from the sun and flowers
----------	--

Solution:

Swallow saves Thumbelina and meets a tiny man with a golden crown who thinks she is the most beautiful girl in the world. Thumbelina marries him, receives a gift of wings, and he changes her name to Maia
---



Scaffold Version  
#1



Name: \_\_\_\_\_

Directions: Please fill in the following information

Story Map

Title: \_\_\_\_\_

Author: \_\_\_\_\_

Setting: When? (Time) Where? (Place)

\_\_\_\_\_

\_\_\_\_\_



Characters:

\_\_\_\_\_

\_\_\_\_\_

\_\_\_\_\_

At the end of the story Thumbelina's name is changed to \_\_\_\_\_



\_\_\_\_\_





\_\_\_\_\_

Event 1:	
Event 2:	



name: \_\_\_\_\_

Event 3:	
Event 4:	

Solution:  \_\_\_\_\_   
 \_\_\_\_\_ 

(The outcome of the story)

